

Diagrama 1 - Ponto fantasia (A)

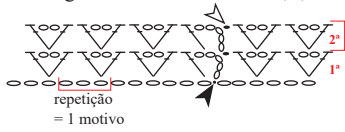


Diagrama 2 - Entrepernas

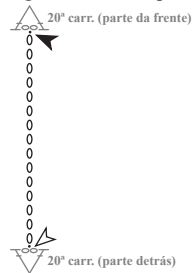


Diagrama 3 - Cós

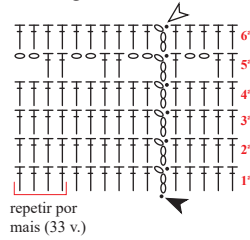
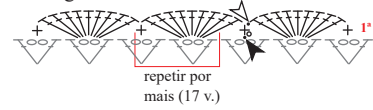
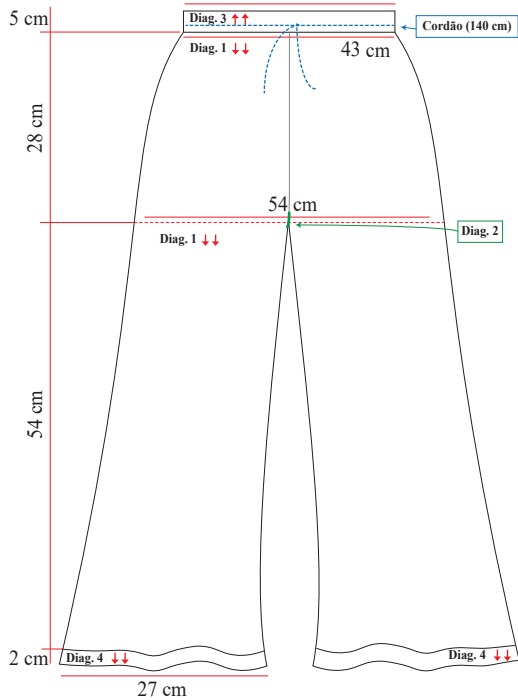


Diagrama 4 - Bico de acabamento



Esquema de medidas
Parte da frente = parte detrás



Legenda

- corr.
- p.bx.
- + p.b.
- | p.a.
- ↑↑ sentido do trabalho
- ▲ início
- △ arremate