

Gráfico 1 - Flor

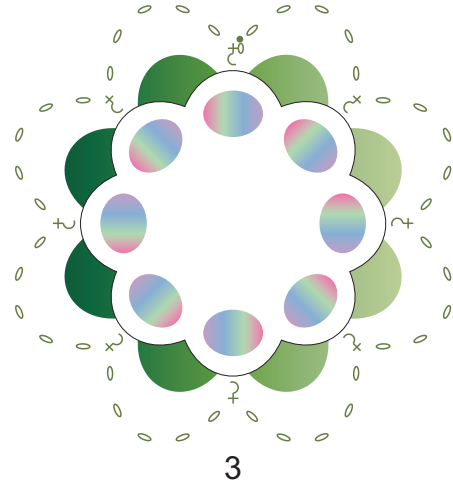

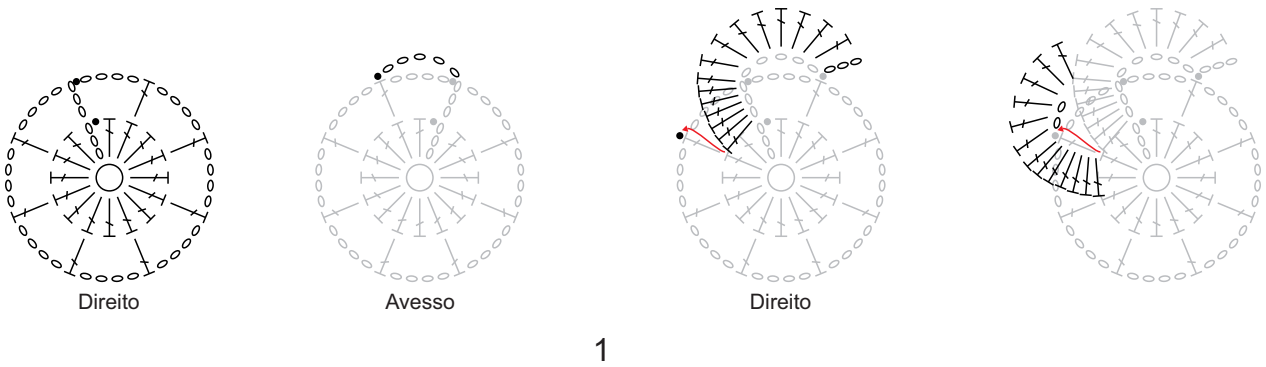



Gráfico 3 - Tapete da pia



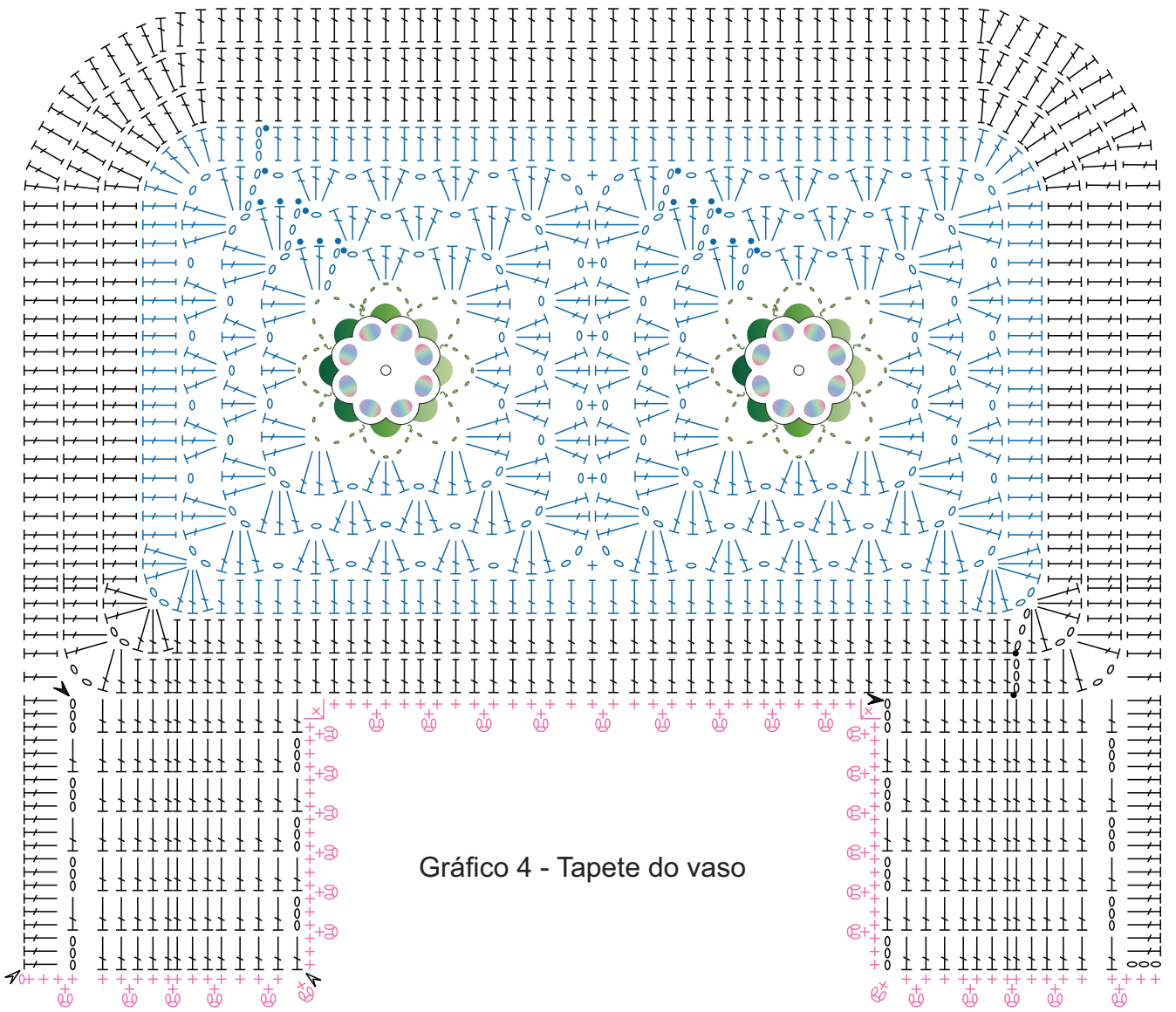


Gráfico 4 - Tapete do vaso

Gráfico 5 - Tampa do vaso


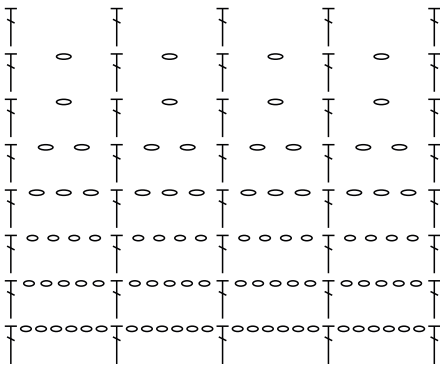


Gráfico 6 - Parte de trás (tampa do vaso)



||

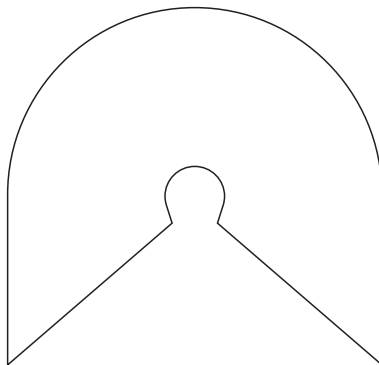
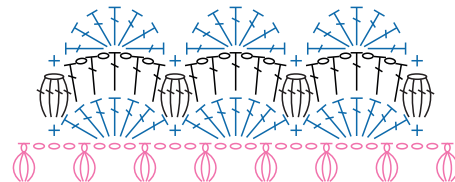


Gráfico 7 - Contorno



Legenda

○ Correntinha

• P.bxmo.

+ P. baixo

⊥ P. meio alto

⊥ P. alto


⊥ P. alto pegando somente a
laçada de trás do p. de base


⊥ P.alto duplo


∧ 3 p. baixos fechados juntos

⊥ P. baixo relevo pegado por
trás do ponto de base

⊥ Picô

 P. pipoca 1 (8 p. altos, 1
p. bxmo. no 1º p. alto)

 P. pipoca 2 (4 p. altos no mesmo
lugar, 1 p. bxmo. no 1º p. alto)

 P. avelã com 2 terminações

○ Anel mágico

➤ Início do trabalho

➤ Final do trabalho

 Barroco Maxcolor 8001

 Barroco Maxcolor 2500

 Barroco Multicolor Premium 9184

 Barroco Multicolor Premium 9536