
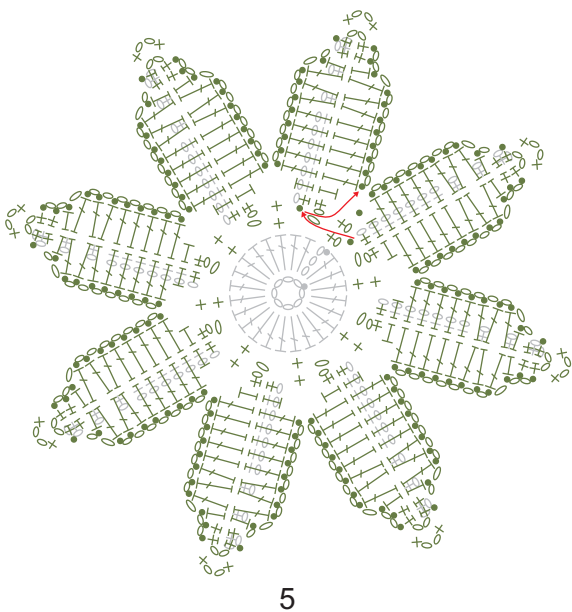
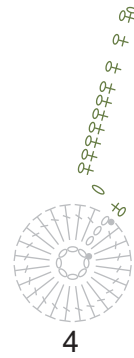





Gráfico 1 - Flor




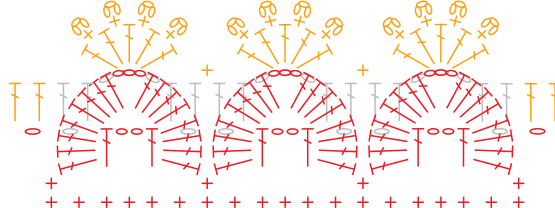


Gráfico 3 - Contorno

Gráfico 2 - Motivo com flor

Gráfico 4 - Bico de acabamento



Legenda

○ Correntinha

• P. bxmo.

+ P. baixo

± P. baixo pegando somente a
laçada de trás do p. de base

⊥ P. meio alto pegando somente a
laçada de trás do p. de base

⊥ P. alto

⊥ P. alto pegando somente a
laçada de trás do p. de base

⊥ P. alto triplo

⊥ P. alto quádruplo

⊥ P. alto relevo pegado pela
frente do ponto de base

⊥ Picô

⊥ Inserir a agulha na corr.
indicada por este símbolo

■ Barroco Multicolor Premium 9368

■ Barroco Multicolor Premium 9059

■ Barroco Multicolor Premium 9218

■ Barroco Multicolor Premium 9392

■ Barroco Maxcolor 8001

■ Barroco Decore Luxo 100

■ Barroco Decore Luxo 445

Esquema de montagem

