
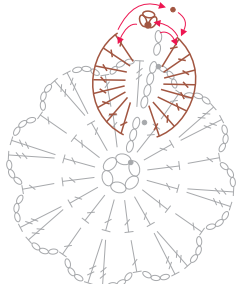


Flor

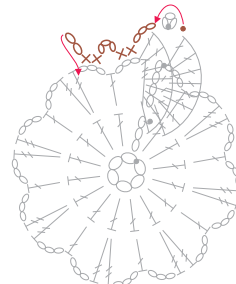
Fazer o p.bxmo passando a agulha atrás do picô



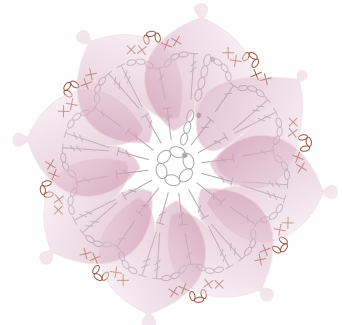
1



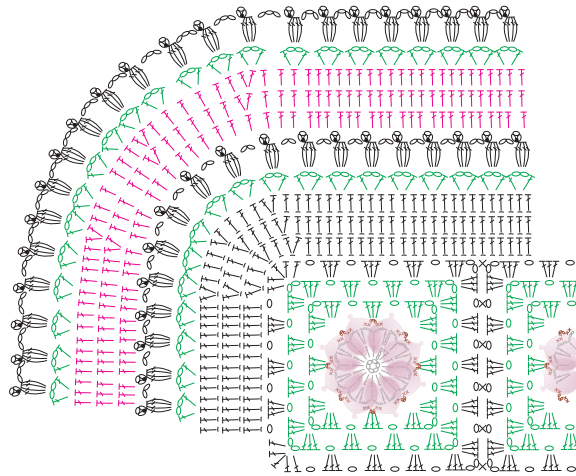
2



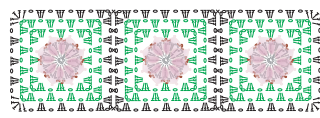
3




4



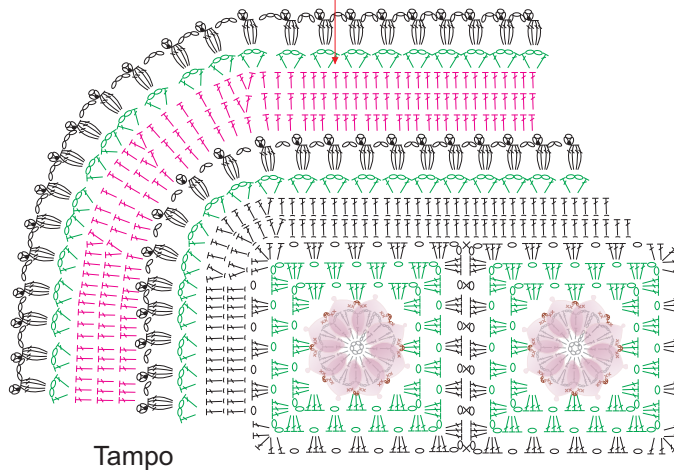
Tapete de Pia



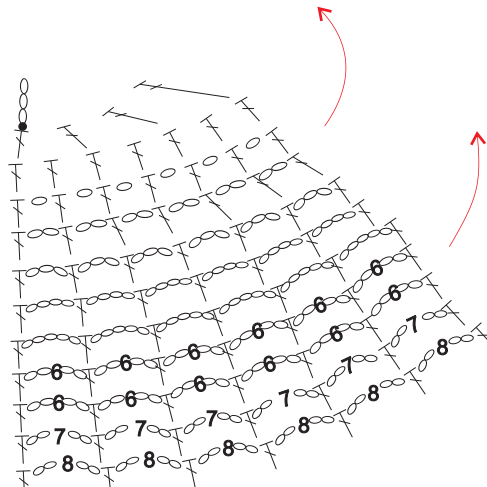
Tapete do Vaso



Fazer a partir daqui, no avesso da peça, a Parte Interna do Tampo



Tampo



Parte Interna do Tampo

Legenda

- correntinha
- ponto baixíssimo
- × ponto baixo
- ┆ ponto alto
- ┆┆ ponto alto duplo
- 4 pontos altos tirados juntos
- 8 pontos altos tirados de 2 em 2 (= fazer 8 p.a. deixando a última laçada de cada um na agulha; retirar 1 laçada e, daí em diante, de 2 em 2).