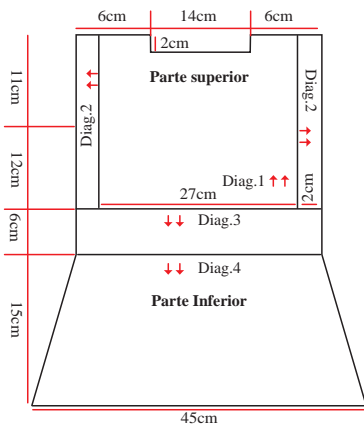
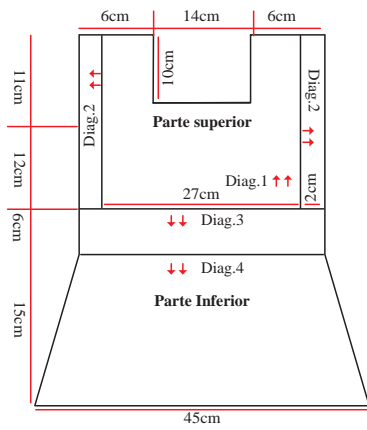


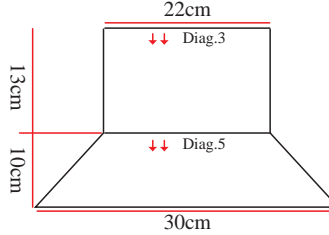
Esquema de medidas:
Costas



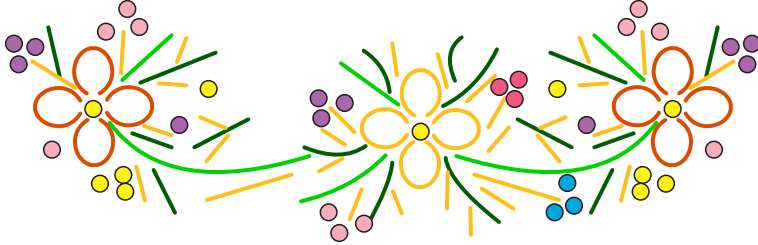
Frente



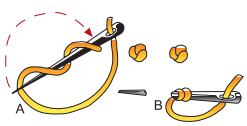
Manga



Risco e pontos ilustrativos para bordar a pala usando as medidas do fio Maxi Mouline



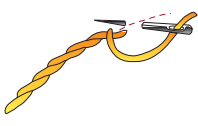
Nó francês



Ponto de Alinhavo



Ponto de Haste



Ponto Cheio

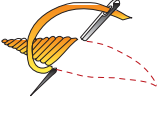

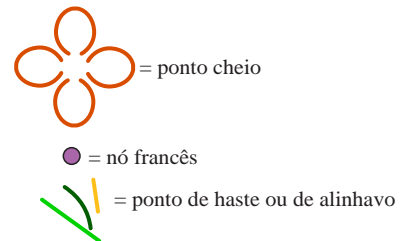


Diagrama 5 - Ponto fantasia (E)



Legenda do ponto de bordado



Legenda

- corr.
- p.bx.
- + p.b.
- | m.p.a.
- ⊥ p.a.
- ⊖ picô
- ▲ início
- △ arremate
- ↔ sentido do trabalho

Diagrama 4 - Ponto fantasia (D)

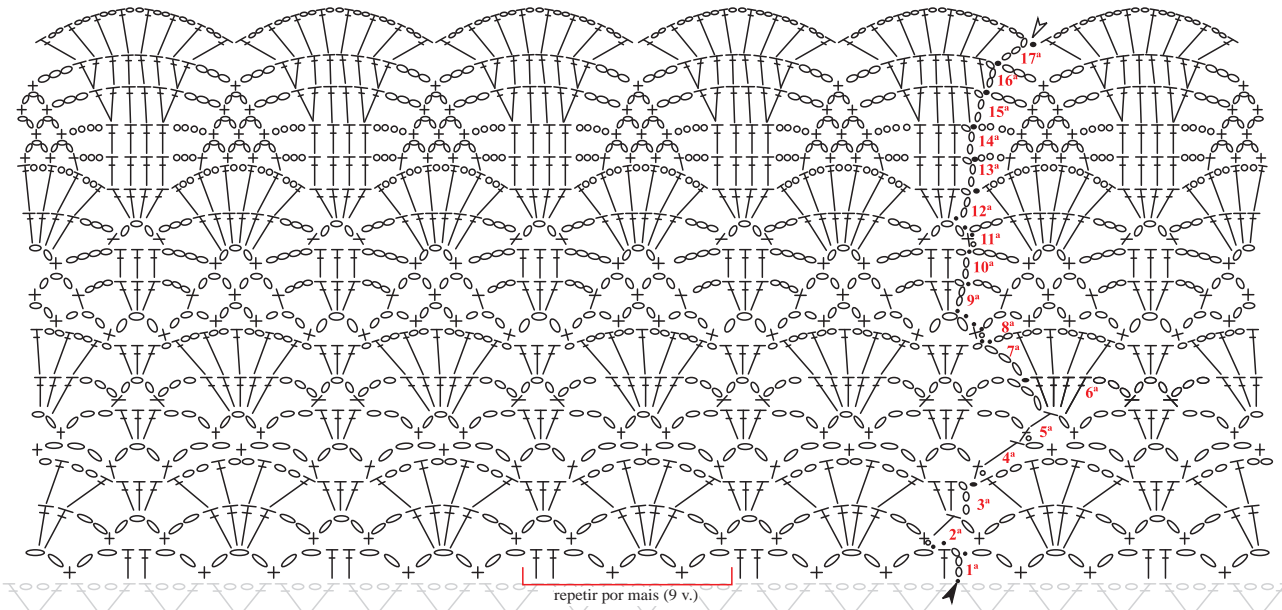


Diagrama 1 - Ponto fantasia (A)

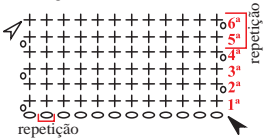


Diagrama 2 - Ponto fantasia (B)




Diagrama 3 - Ponto fantasia (C)

