

### Legenda

Alças crochê de grampo

largura de 7 cm



prenda cada alça com m.p.a

Tira de grampo (A)

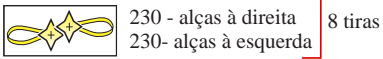


Diagrama 1  
Bico de acabamento

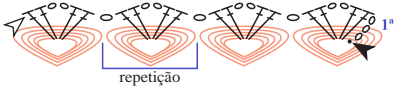


Ilustração (B), união das tiras com p.bx.

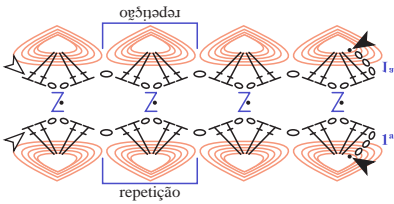
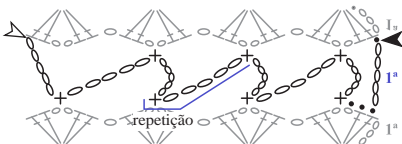



Ilustração (C), união das laterais e parte central da peça



Esquema de medidas:  
Costas = Frente



### Legenda

- corr.
- p.bx.
- + p.b.
- ┌ m..p.a.
- └ p.a.
- ∩ união com p.bx.
- ▲ início
- △ arremate
- ↗ sentido do trabalho