

Diagrama 6 - Ponto fantasia (F)

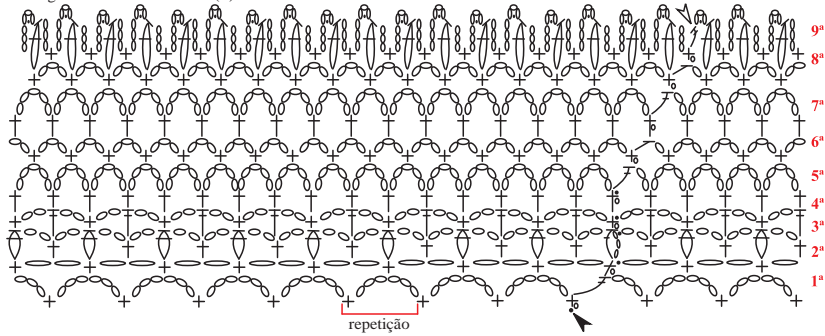
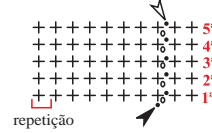
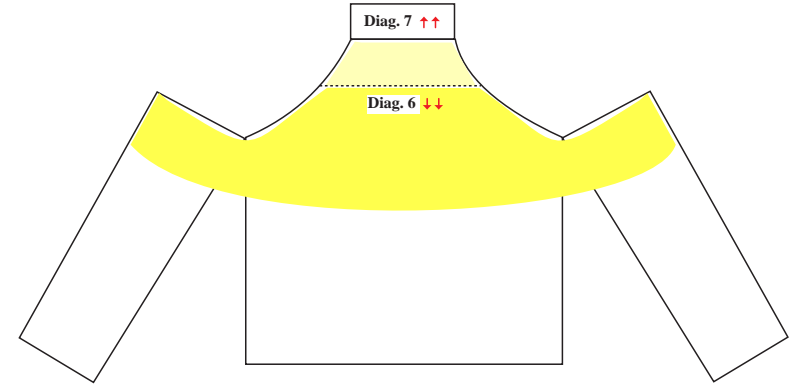


Diagrama 7 - Ponto fantasia (G)



Esquema de medidas

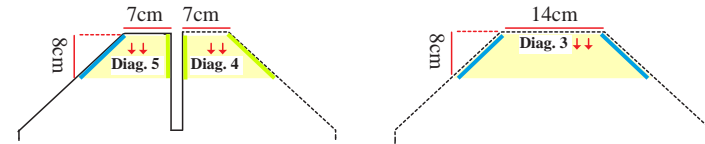
4ª etapa (2ª parte do babado e gola)



Legenda

- corr.
- p.bx.
- + p.b.
- ⊥ p.a.
- ⌢ 2 p.a.f.j.
- ⊖ picô
- ▲ início
- △ arremate
- ↑↑ sentido do trabalho

3ª etapa (1ª parte do babado feito individualmente)



1ª e 2ª etapas (Execução da frente, costas e mangas)

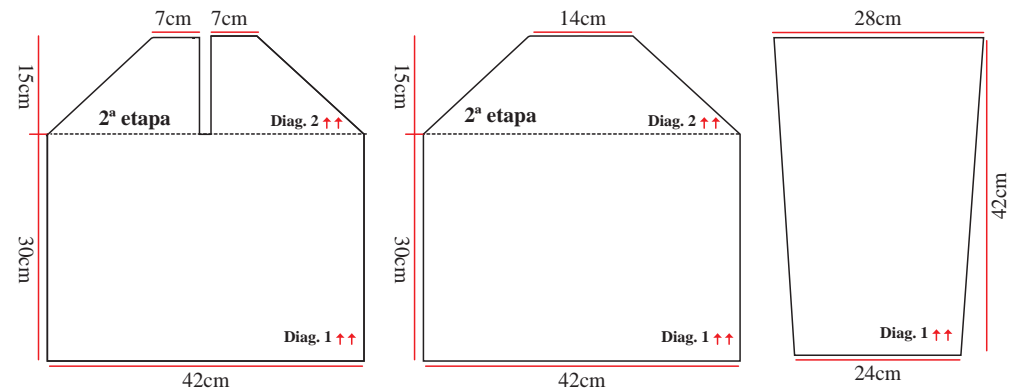


Diagrama 4 - Ponto fantasia (D)

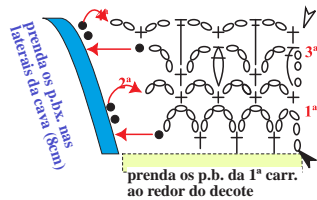


Diagrama 5 - Ponto fantasia (E)

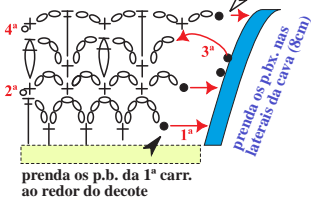


Diagrama 3 - Ponto fantasia (C)

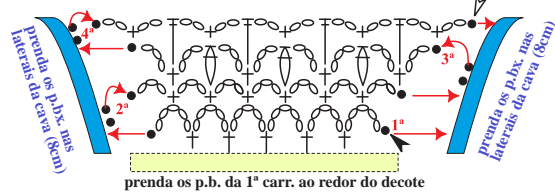


Diagrama 2 - Ponto fantasia (B)

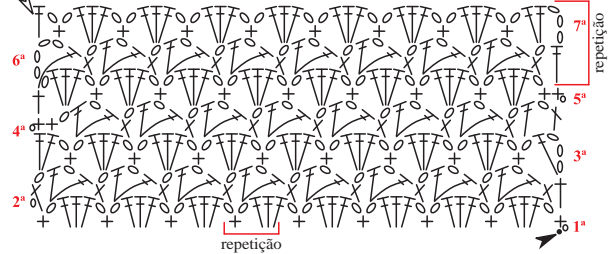


Diagrama 1 - Ponto fantasia (A)

