

Gráfico 2 - Corpo da Coelho

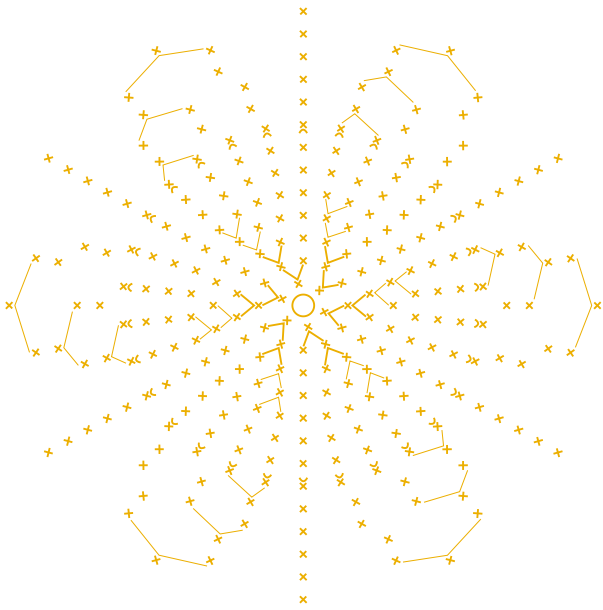


Gráfico 3 - Cabeça da Coelho

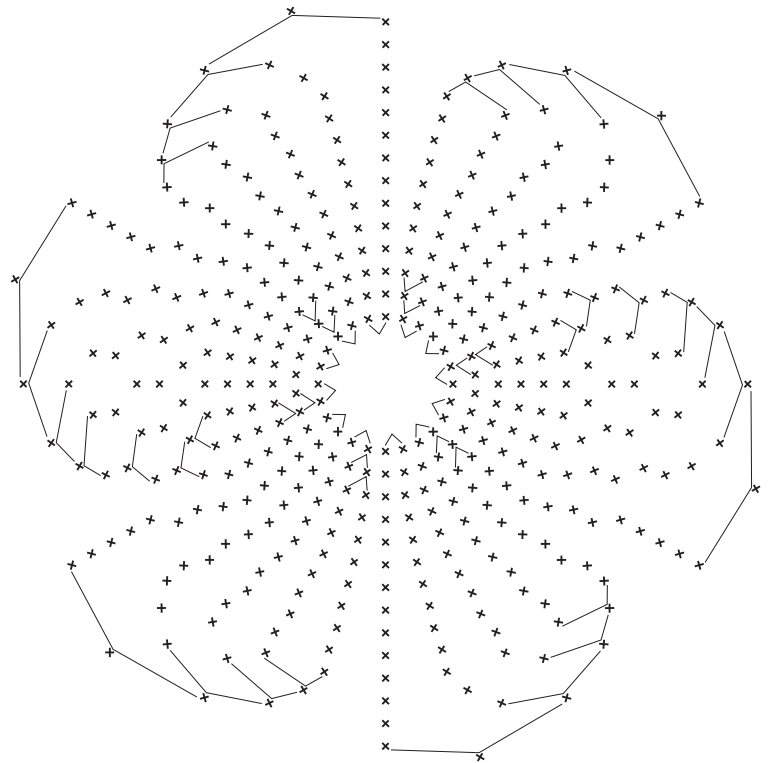


Gráfico 4 - Saia




Gráfico 5 - Braço

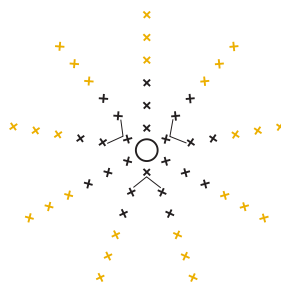


Gráfico 6 - Pernas

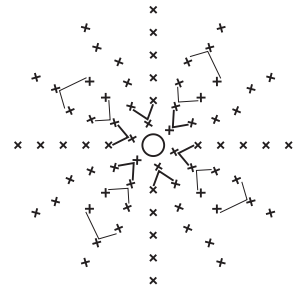


Gráfico 7 - Orelhas

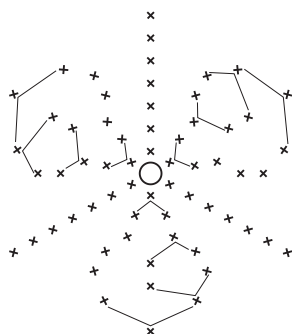


Gráfico 8 - Flor



Gráfico 9 - Corpo do Coelho

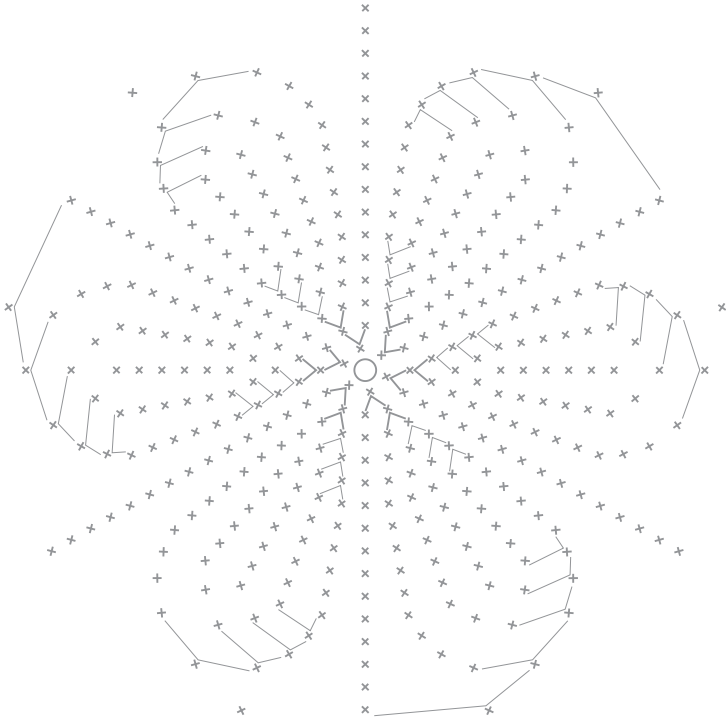


Gráfico 10 - Cabeça do Coelho

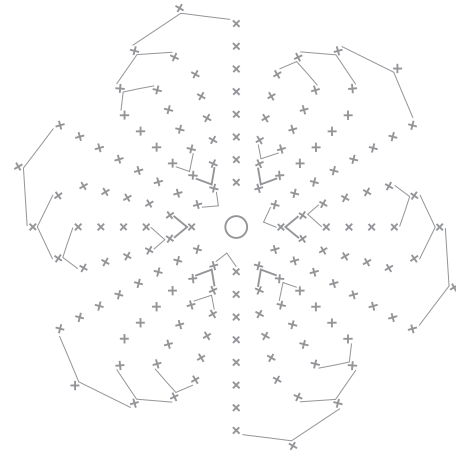


Gráfico 11 - Braço do Coelho

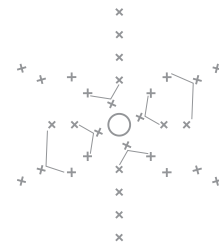


Gráfico 12 - Patas do Coelho

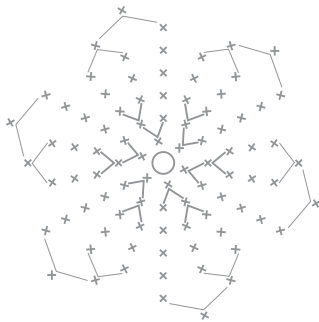


Gráfico 13 - Orelhas do Coelho

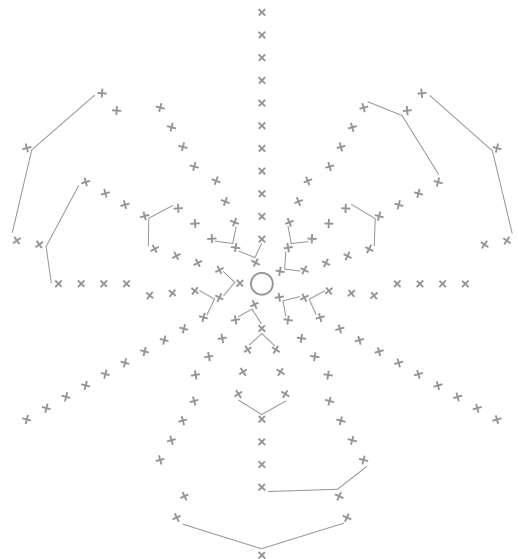


Gráfico 14 - Gravata



Gráfico 15 - Cenoura

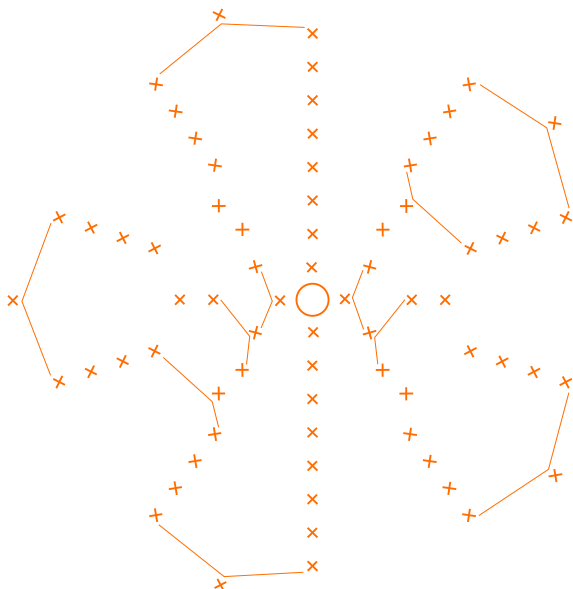



Gráfico 16 - Folhas da cenoura



Legenda

o	Correntinha
⌋	Ponto Alto
×	Ponto Baixo
•	Ponto Baixíssimo
°	Caseado Simples
○	Anel Mágico
××	2 Pontos Baixos no mesmo ponto de base
⌘	2 Pontos Baixos fechados juntos
⌘	Ponto Baixo pegando na alça de trás
⌘	2 Pontos Baixos pegando na alça da frente do ponto de base
⌘	3 Pontos Altos fechados juntos
⌘	1 Ponto Alto, sobre 3 correntinhas, 2 pontos altos fechados juntos pegando na lateral do ponto alto
∞	Ponto Corrente (Bordado)
—	Ponto Reto (Bordado)
⌋	Ponto Pena (Bordado)
■	Cléa 5 (8001)
■	Cléa (1289)
■	Cléa (4156)
■	Cléa (7148)
■	Cléa (2314)
■	Cléa (9462)
■	Amigurumi (5207)
■	Anne (8473)
■	Rubi (8990)
■	Rubi (6187)

Esquema de Montagem

