















PC	H	A	N	M	Maxi
					374
					359
					663
					750
					900

PC = Ponto Cheio  
 H = Ponto Haste  
 A = Ponto Alinhavo  
 N = Nó Francês  
 M = Ponto Margarida

