Diagrama 1 - Ponto fantasia (A)

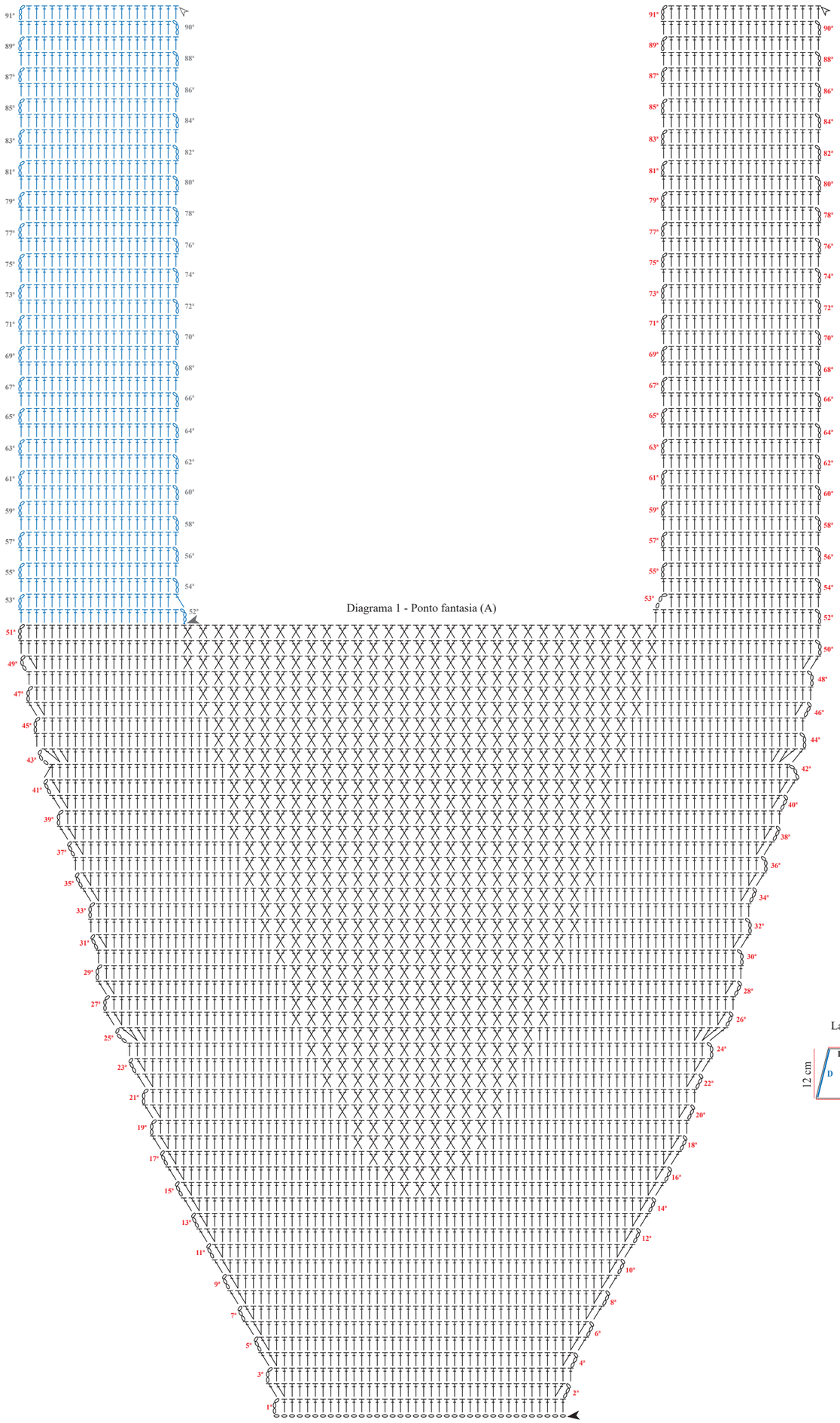

Diagrama 5 -
Ponto fantasia (E)

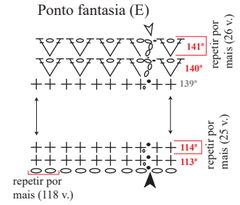

Legenda
- corr.
- p.bx.
- p.b.
- p.a.
- 2 p.a.c.
- picô
- sentido do trabalho
- início
- arremate

Diagrama 3 -
Bico de acabamento (C)

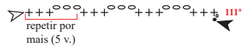

Diagrama 4 -
Bico de acabamento (D)

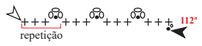

Diagrama 2 - Ponto fantasia (B)

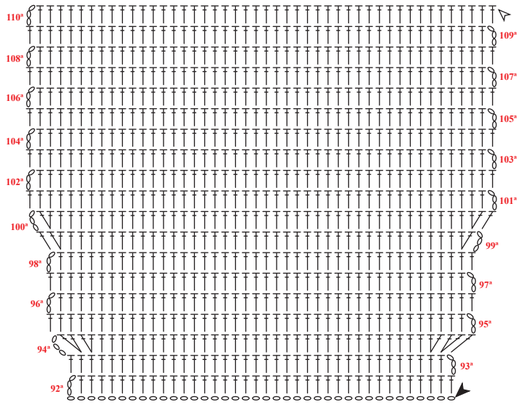

Esquema de medidas
Vestido

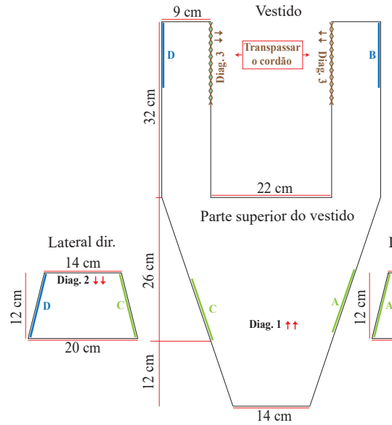

Saia
Parte da frente = parte detrás



Parte da frente

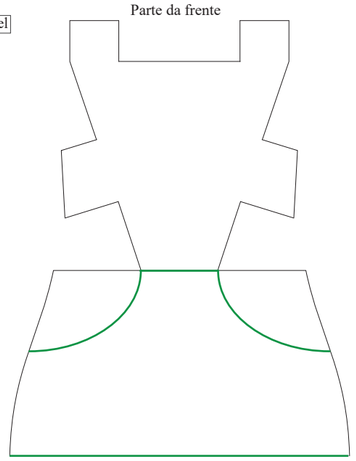

Parte detrás

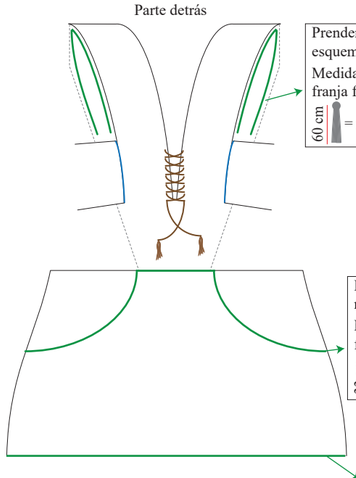

Prender como se apresenta no esquema ao redor de cada cava.
Medidas de cada nó da franja finalizado:
60 cm = (25 nós)

Prender como se apresenta no esquema frente e costas.
Medidas de cada nó da franja finalizado:
33 cm = (98 nós)

Prender como se apresenta no esquema barra da saia.
Medidas de cada nó da franja finalizado:
68 cm = (115 nós)