

Esquema de medidas
Parte da frente = parte de trás

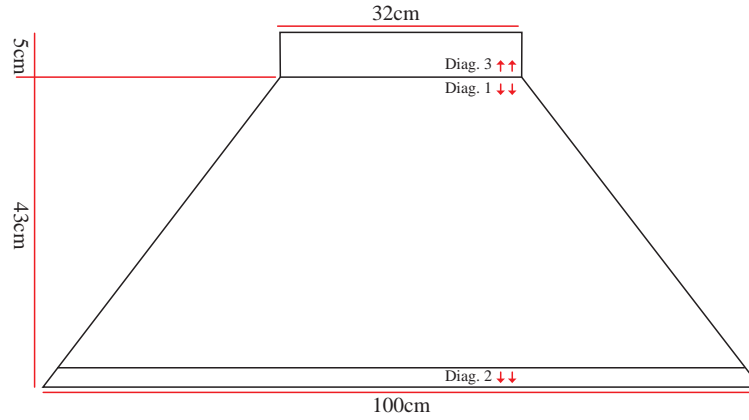


Diagrama 3 - Ponto fantasia (B)

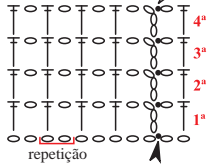
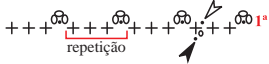



Diagrama 2 - Bico de acabamento



Legenda

- corr.
- p.bx.
- + p.b.
- | m.p.a.
- | p.a.
- ⊖ picô
- ▲ início
- △ arremate
- ↑↑ sentido do trabalho

Diagrama 1 - Ponto fantasia (A)



repetir por mais 10 (v.)